



Key Feature Set

- 1 Robust Design: Module withstands up to 7.000 Pa (>690 kg/m²) Snow / 4.000 Pa (>210 km/h) Wind loads *
- 2 Anti-PID: Modules are qualified to withstand PID related degradation***
- 3 Guaranteed Quality: 12 Year Workmanship and 25 Years linear Performance Warranty **
- 4 Predictable Output: Positive Power Sorting of 0 to +5 Watt
- 5 Higher Yield: Module Current Sorting provides up to 2.5% more Energy
- 6 Innovative Solution: Anti-Reflection Glass with Self-Clean hydrophobic Layer
- 7 Harsh Environment: Verified against Salt Mist and Ammonia Corrosion (IEC 61701 and IEC 62716)
- 8 Weak Light: Excellent Performance even under low Irradiation

* Please refer to Hanwha Solar Module Installation Guide

** Please refer to Hanwha Solar Product Warranty for details

*** Test conditions: Module negatively charged with 1000 Volts at 25°C for 168 hours with Al-Foil coverage

Quality and Environmental Certificates

- ISO 9001 quality standards and ISO 14001 environmental standards
- OHSAS 18001 occupational health and safety standards
- IEC 61215 & IEC 61730 Application Class A certifications
- Conformity to CE (low Voltage Directive and EMI), fire tested class E (EN 13501-1)



About Hanwha Solar

Hanwha Solar is a vertically integrated manufacturer of photovoltaic modules designed to meet the needs of the global energy consumer.

- High reliability, guaranteed quality, and excellent cost-efficiency due to vertically integrated production and control of the supply chain
- Optimization of product performance and manufacturing processes through a strong commitment to research and development
- Global presence throughout Europe, North America and Asia, offering regional technical and sales support

Electrical Characteristics

Electrical Characteristics at Standard Test Conditions (STC)

Power Class	285 W	290 W	295 W	300 W	305 W
Maximum Power (P _{max})	285 W	290 W	295 W	300 W	305 W
Open Circuit Voltage (V _{oc})	44.3 V	44.5 V	44.8 V	44.9 V	45.1 V
Short Circuit Current (I _{sc})	8.65 A	8.69 A	8.75 A	8.78 A	8.85 A
Voltage at Maximum Power (V _{mpp})	35.1 V	35.4 V	35.8 V	36.1 V	36.3 V
Current at Maximum Power (I _{mpp})	8.13 A	8.20 A	8.26 A	8.32 A <td 8.42 A	
Module Efficiency (%)	14.8 %	15.0 %	15.3 %	15.5 %	15.8 %

P_{max}, V_{oc}, I_{sc}, V_{mpp} and I_{mpp} tested at Standard Testing Conditions (STC) defined as irradiance of 1000W/m² at AM 1.5 solar spectrum and a temperature of 25±2°C. Module power class have positive power sorting: 0 to +5W. Measurement tolerance: +/- 3% (P_{max})

Electrical Characteristics at Normal Operating Cell Temperature (NOCT)

Power Class	285 W	290 W	295 W	300 W	305 W
Maximum Power (P _{max})	208 W	212 W	216 W	220 W	223 W
Open Circuit Voltage (V _{oc})	41.3 V	41.5 V	41.7 V	41.8 V	42.0 V
Short Circuit Current (I _{sc})	7.00 A	7.03 A	7.08 A	7.10 A	7.18 A
Voltage at Maximum Power (V _{mpp})	31.8 V	32.1 V	32.5 V	32.7 V	32.9 V
Current at Maximum Power (I _{mpp})	6.55 A	6.61 A	6.65 A	6.73 A	6.78 A
Module Efficiency (%)	13.5 %	13.7 %	14.0 %	14.2 %	14.4 %

P_{max}, V_{oc}, I_{sc}, V_{mpp} and I_{mpp} tested at Normal Operating Cell Temperature (NOCT) defined as irradiance of 800W/m²; 45±3°C; Wind speed 1m/s. Measurement tolerance: +/- 5% (P_{max})

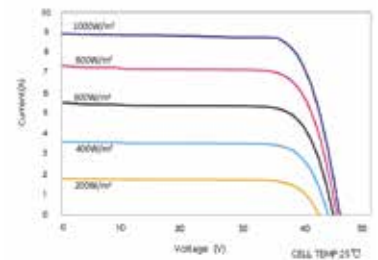
Nomenclature

Full product name:
HSL72P6-PB-1-xxx
xxx represents the power class

Performance at Low Irradiance:

The typical relative change in module efficiency at an irradiance of 200 W/m² in relation to 1000 W/m² (both at 25 °C and AM 1.5 spectrum) is less than 5 %.

Various Irradiance Levels



Temperature Characteristics

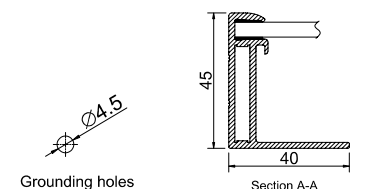
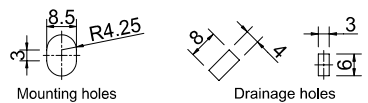
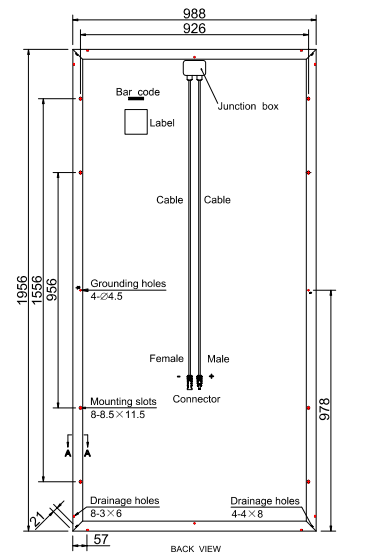
Normal Operating Cell Temperature (NOCT)	45°C +/- 3°C
Temperature Coefficients of P	- 0.43 % / °C
Temperature Coefficients of V	- 0.31 % / °C
Temperature Coefficients of I	+ 0.05 % / °C

Maximum Ratings

Maximum System Voltage	1000 V (IEC)
Series Fuse Rating	15 A
Maximum Reverse Current	Series fuse rating multiplied by 1.35

Mechanical Characteristics

Dimensions	1956mm × 988mm × 45 mm
Weight	27±0.5kg
Frame	Aluminum-alloy
Front	4mm tempered anti-reflection glass
Encapsulant	EVA
Back Cover	Composite sheet
Cell Technology	Polycrystalline
Cell Size	156 mm × 156 mm (6in × 6in)
Number of Cells (Pieces)	72 (6 × 12)
Junction Box	Protection class IP 67; 3 sets of diodes
Output Cables	Solar cable: 4 mm ² ; length: 1200 mm
Connector	Amphenol H4



System Design

Operating Temperature	- 40 °C to 85 °C
Hail Safety Impact Velocity	25 mm at 23 m/s
Fire Safety Classification (IEC 61730)	Class C
Static Load Wind / Snow	4000 Pa / 7000 Pa

Packaging and Storage

Storage Temperature	- 40 °C to 85 °C
Packaging Configuration	22 pieces per pallet
Loading Capacity (40 ft. HQ Container)	484 pieces